

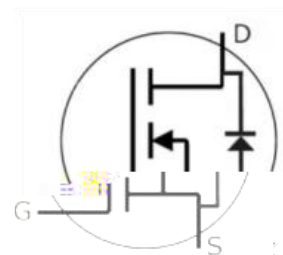
SG2M020170BK(Preliminary)



TriQSiC™ 1700V Silicon Carbide Power MOSFET G2

Features

-
-
-
-
-



Benefits

-
-
-
-
-

Part number	Die size W x L mm

Applications

-
-
-
-

Table 1 Key performance and package parameters

Type	V _{DS}	I _{DS}	R _{DSON} (on), typ	T _{J,max}

SG2M020170BK



1700V SiC Power MOSFET

Table of contents

Table of contents

Features	1
Benefits	1
Applications	1
Table of contents	2
1 Maximum ratings	3
2 Electrical characteristics	4
2.1 Static characteristics	4
2.2 Dynamic characteristics	4
2.3 Switching characteristics	5
3 Electrical characteristic diagrams	6
4 Mechanical parameters	9
4.1 Dimensions and metallization	9
4.2 Layout	9
5 Test conditions	10
Revision history	11
Attention	11

SG2M020170BK

1700V SiC Power MOSFET



1 Maximum ratings

Table 2 Maximum rating

Symbol	Parameter	Value	Unit	Test Conditions	Note
--------	-----------	-------	------	-----------------	------

7

SG2M020170BK

SG2M020170BK



1700V SiC Power MOSFET

2.3 Switching characteristics

Table 5 Dynamic characteristics

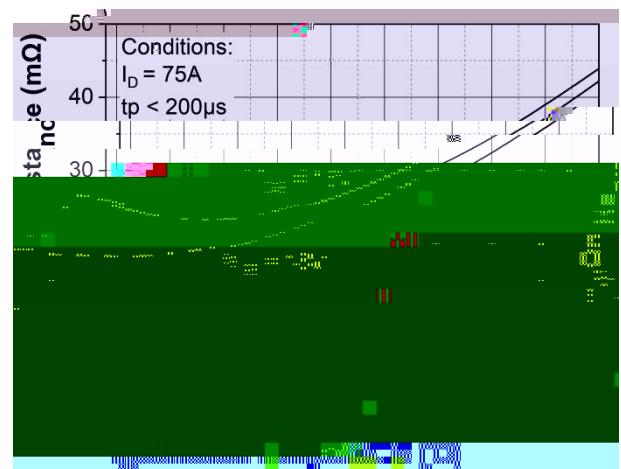
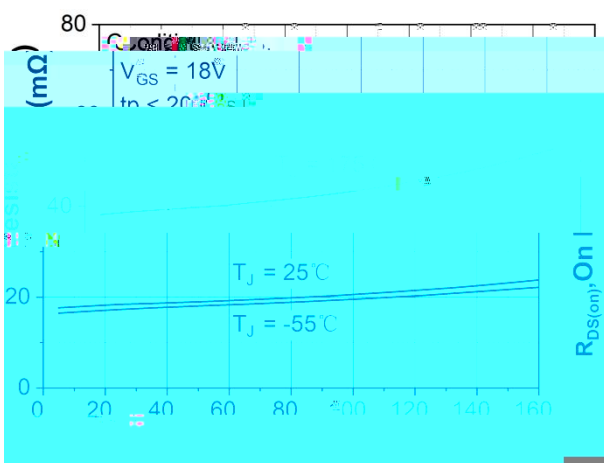
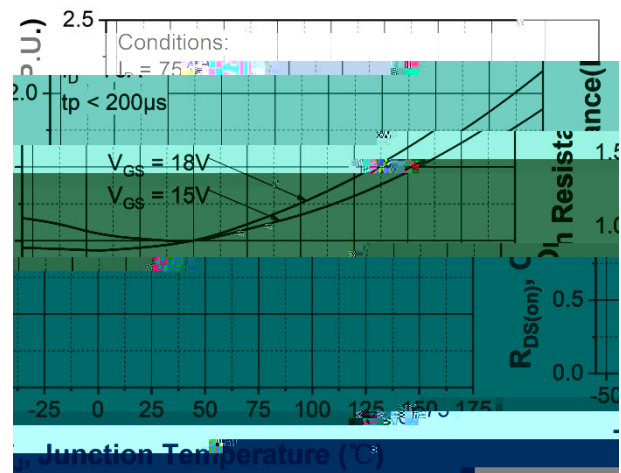

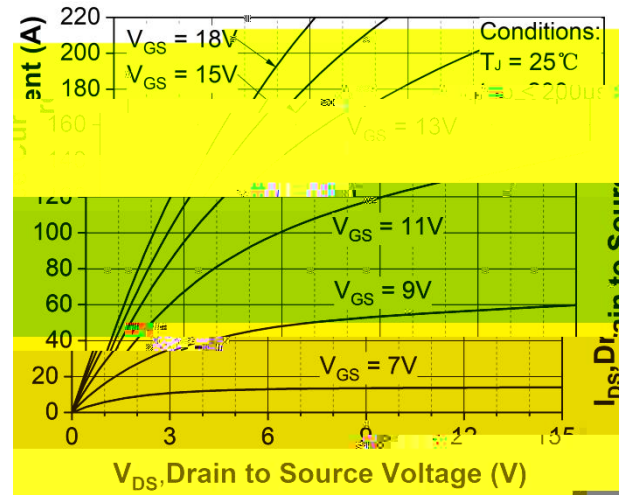

Symbol	Parameter	Min.	Typ.	Max.	Unit	Test Conditions	Note
--------	-----------	------	------	------	------	-----------------	------

SG2M020170BK

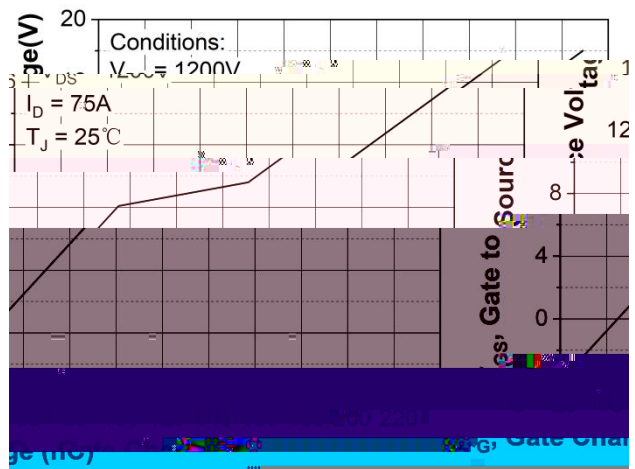
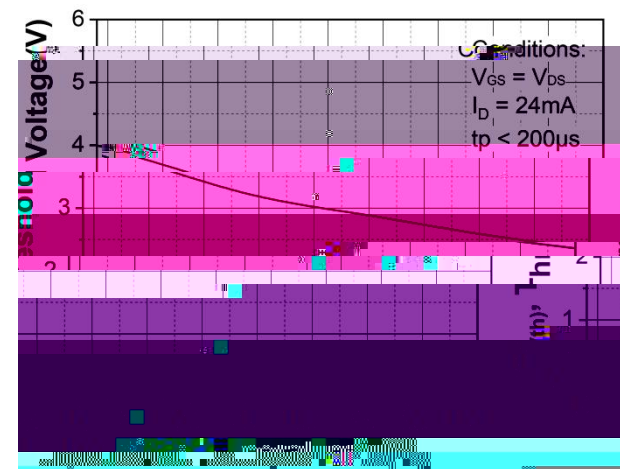
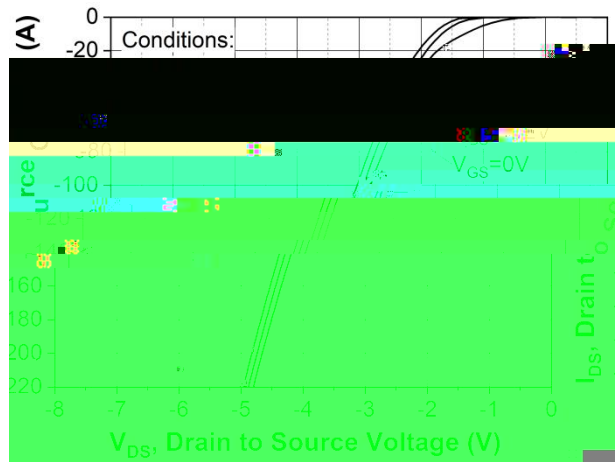


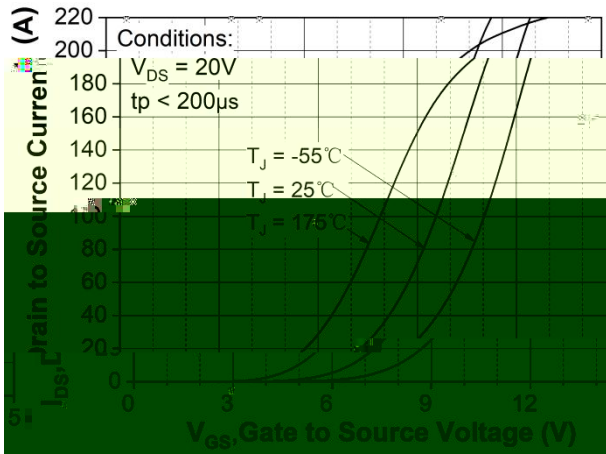


1700V SiC Power MOSFET

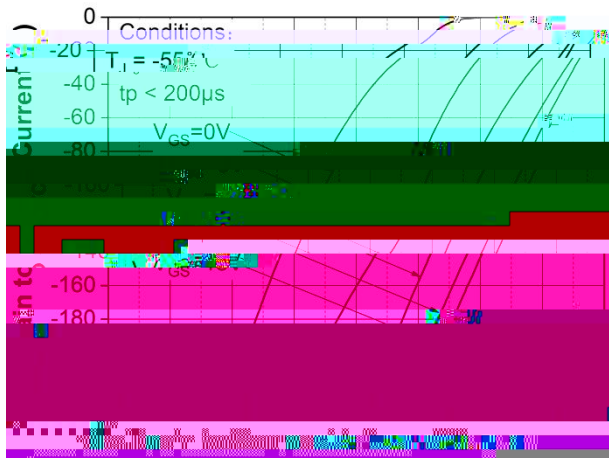
3 Electrical characteristic diagrams



SG2M020170BK



SG2M020170BK



SG2M020170BK

1700V SiC Power MOSFET



4 Mechanical parameters

4.1 Dimensions and metallization

Parameter	Typical value	Unit	Metallization
-----------	---------------	------	---------------

SG2M020170BK

SG2M020170BK



1700V SiC Power MOSFET

Revision history

Document version	Date of release	Document stage	Description of changes
V01_00	2025-12-04	---	---
V01_01	2025-12-30	Preliminary	---

Attention

Rohs compliance

SG2M020170BK

